



**2016**

**2017-022**

**2017 04**

(

)

**1****2**

**3**

**4**

**5**

**2016**

**519779330**

**10**

**0.50**

**0**

**10**

**0**

.....	6
.....	9
.....	15
.....	38
.....	74
.....	83
.....	83
.....	84
.....	91
.....	97
.....	98
.....	235



			300158
			Shanxi Zhendong Pharmaceutical Co.,Ltd
			Zhendong Pharmacy
			047100
			047100
			www.zdjt.com
			zqb@zdjt.com

			0355-8096012
			0355-8096018
			zqb@zdjt.com

			www.cninfo.com

	22 2 511

	333		2016 8 10 -2017 12
	E 1806		31

	2016	2015		2014
	3,282,999,975.86	2,262,093,088.98	45.13%	1,919,484,998.09
	203,063,920.51	64,646,180.07	214.12%	41,958,240.99
	179,041,579.29	41,824,995.05	328.07%	20,265,705.03
	-44,720,063.83	151,844,461.47	-129.45%	73,228,987.59
/	0.5558	0.2245	147.57%	0.1457
/	0.5558	0.2245	147.57%	0.1457
	6.26%	3.27%	2.99%	2.15%
	2016	2015		2014
	6,874,715,664.74	4,070,453,799.16	68.89%	2,858,339,655.52
	5,246,122,343.43	1,994,943,113.77	162.97%	1,959,096,933.70

	496,590,444.05	623,407,168.19	828,616,922.52	1,334,385,441.10
	17,290,806.05	17,214,195.57	68,031,223.95	100,527,694.94

	12,706,617.26	15,117,602.03	62,655,792.22	88,561,567.78
	-97,588,463.56	125,427,725.31	-114,948,596.21	42,389,270.63

1

2

	2016	2015	2014	
	-396,204.58	678,640.06	-98,387.80	
	22,451,674.55	26,875,159.95	60,377,857.50	





	D3	

1

1

“ + ”

2 “ ” “ ”

“ + ”

3

“ + ”

2

“ ” “

” “ ”

3

4

GMP

“ ”

5

OTC

,

“ ”

“

” OTC “ ”

OTC

“ ” OTC

“ ” “ ” OTC

“ ” “ ”

“ ” “ ” “ ”

”

2016

GMP

2015  
2010

“ ” “ ” “ ”

OTC

2016

1  
2

“ ” “ ” OTC “ ”

3

8

OTC

1

	100.00%
	30.64%
	89.59%
	100.00%
	78.10%
	55.51%

	99.30%
	100.00%
	100.00%
	464.02%
	100.00%
	38.97%
	1197.45%
	79.77%
	55.15%
	98.99%

2

1

		600	440	11	403	37
	13	2017		257	63.77%	
			“	”	12ml	20ml
					5.71%	
			11.92%	18.40%	11.9%	8.28%
	33.90%			20.78%		20.46%
			79%	5%	5%	
	39%		41.5%			

2

	OTC	117	80			30
			“	”	OTC	
		OTC		“	”	OTC

3

“ ”

4

1  
2016

161

3.1

3

10

15

2

60

18

31  
BE

3

XX-3

HBV

2017

I

4

12

5

”

i

“10

”

7	CN201620443334.0		
8	CN201620444248.1		
9	CN201620443338.9		
10	CN201620444237.3		
11	CN201310046420.9		
12	CN201510348307.5		
13	CN201510348311.1		
14	CN201620049706.1		
15	CN201620049654.8		
16	CN201620378034.9		
17	CN201510352142.9		
18	CN201521057504.3		
19	CN201521057505.8		
20	CN201620049624.7		
21	CN201620378033.4		
22	CN201521057503.9		
23	CN201520880287.1		
24	CN201521057501.X		
25	CN201521057502.4		
26	US201414576164	Line leaf inula flower lactone A and methods for preparing and using the same for treating multiple sclerosis	
27	US201414576027	Line leaf inula flower lactone A and methods for preparing and using the same for treating myocarditis	

“ ” “ ” “ ”

GMP

20,306.39  
**1**

2015  
2010  
328,300.00  
45.13%

214.12%

2016

” ” “ ”

**2**

“ ” “ ”

“ ”

“

”

OTC

2016

“ ”

**3**  
2016

“

”

**16**

“10

”

“

”

“

” “

” “

”

**4**

515

“

”

“

”

“

”

“

”

“

”

ERP

“

”

**5**

“

”

“

”

”

“

“



2016

”

“

”

31

96

“

”

**6**

“

”

“

”

“

”

“

”

“

”

“

”

“

”

“

”

“

”

“

”

“

”

“

”

“

”

“

”

“

”

**7**

”

12			CFDA	
13				
14				

2

	H3	1			134.73
	H3	2			151.47
	H3	3			489.80
	H3	4			442.31
	H6	5			441.49
	H6	6			1718.77
	H5	7			221.71

1

2

(NSCLC)

HER2

3

4

5

6

7

1

“ ” “ ”

2

1

1 —

5 —

9 —

LED

	2016		2015		
	3,282,999,975.86	100%	2,262,093,088.98	100%	45.13%
	3,092,725,595.27	94.20%	2,142,747,113.87	94.72%	44.33%
	179,072,075.32	5.45%	104,730,670.22	4.63%	70.98%
	11,202,305.27	0.34%	14,615,304.89	0.65%	-23.35%
	1,649,185,246.63	50.23%	991,612,775.06	43.84%	66.31%
	1,616,087,638.26	49.23%	1,248,059,766.17	55.17%	29.49%
	6,524,785.70	0.20%	7,805,242.86	0.35%	-16.41%
	11,202,305.27	0.34%	14,615,304.89	0.65%	-23.35%
	239,101,953.28	7.28%	246,667,238.01	10.90%	-3.07%
	1,590,188,554.80	48.44%	1,193,981,803.66	52.78%	33.18%
	454,240,337.64	13.84%	205,188,112.14	9.07%	121.38%
	616,170,501.48	18.77%	324,501,979.47	14.35%	89.88%
	188,623,026.36	5.75%	138,215,330.53	6.11%	36.47%
	194,675,602.30	5.93%	153,538,625.17	6.79%	26.79%

**2****10%**

	3,092,725,595.27	1,636,008,553.18	47.10%	44.33%	46.75%	-0.87%

	1,649,185,246.63	681,201,038.39	58.69%	66.31%	93.87%	-5.88%
	1,616,087,638.26	1,111,974,228.13	31.19%	29.49%	30.16%	-0.36%
	1,590,188,554.80	1,131,245,148.93	28.86%	33.18%	42.58%	-4.69%
	454,240,337.64	174,470,538.38	61.59%	121.38%	157.02%	-5.33%
	616,170,501.48	209,598,072.08	65.98%	89.88%	98.49%	-1.48%

1

3

			2016	2015	
			14,325.65	12,587.22	13.81%
			14,175.45	12,826.51	10.52%
			1,132.49	1,282.69	-11.71%
			5,246.67	4,629.7	13.33%
			5,569.22	4,605.5	20.93%
			1,972.88	1,650.33	19.54%
			29,202.25	24,097.85	21.18%
			31,803.06	25,310.45	25.65%
			11,808.18	9,207.37	28.25%
			256,484.64	193,836.27	32.32%
			260,803.9	187,301.59	39.24%
			30,381.05	26,061.79	16.57%
			11,337.17	4,708.14	140.80%
			14,277.95	4,556.44	213.36%
			4,399.25	1,458.47	201.63%
			3,346.71	2,696.75	24.10%
			3,266	2,716.3	20.24%
			1,183.4	1,264.11	-6.38%

30%

8

4

5

		2016		2015		
		263,572,453.34	68.43%	185,046,461.55	64.14%	4.29%
		32,549,194.80	8.45%	21,450,608.81	7.43%	1.02%
		89,062,197.97	23.12%	82,040,150.00	28.43%	-5.31%

6

7

8

	250,235,186.38
	7.62%
	0.00%

5

1		72,004,684.18	2.19%
2		58,401,207.86	1.78%
3		44,092,554.44	1.34%
4		41,842,773.79	1.27%





	328,199,201.54	-27,990,245.50	1,272.55%

1 129.45%

2 86.35%

	1,171,639.35	0.50%		
	260,477.76	0.11%		
	35,126,880.03	15.06%		
	28,365,439.24	12.16%		
	2,464,212.06	1.06%		

**1**

	2016		2015			
	586,864,699.65	8.54%	309,545,617.52	7.60%	0.94%	
	1,200,850,739.78	17.47%	772,194,155.77	18.97%	-1.50%	
	406,557,901.05	5.91%	413,858,417.75	10.17%	-4.26%	
	24,787,106.32	0.36%			0.36%	



	978,938.55	0.01%			0.01%	
	1,071,280,277.47	15.58%	1,014,622,235.88	24.93%	-9.35%	
	64,006,059.16	0.93%	92,277,244.74	2.27%	-1.34%	
	237,000,000.00	3.45%	545,000,000.00	13.39%	-9.94%	
	39,048,983.80	0.57%	59,783,095.20	1.47%	-0.90%	

2

015201-1                    2009    1015502-2                    2011    551103                    2011    551102  
     2009                    00002943                    2009                    00002945  
     2016                    00005511    X                    308116                    2014  
 2510000112                                                                             2012    01003                    2012    01005  
     140424                    2013    002012  
                                                                                 2012    00115

1

2,750,900,000.00	29,940,000.00	8,921.04%

2

			2,645,900,000.00	100.00%						102,053,147.63		2015 10 22	
			50,000,000.00	100.00%						0.00			

			50,000, 000.00	100.00 %						155,502. 72			
	--	--	2,745,9 00,000. 00	--	--	--	--	--	0.00	102,208, 650.35	--	--	--

3

50				5,000,00 0.00	40,000,0 00.00		1.42%	0.00	0.00				
	--	--	--	5,000,00 0.00	40,000,0 00.00	--	--	0.00	0.00	--	--	--	--

4

	69,600,000 .00	246,557.76	246,557.76	69,600,000.00	0.00	246,557.76	69,860,477. 76					
	69,600,000 .00	246,557.76	246,557.76	69,600,000.00	0.00	246,557.76	69,860,477. 76	--				

5

1

2010		130,505.44	13,193.34	134,577.88	0	21,542	16.51%	0		0
2016		119,800	119,800	119,800	0	0	0.00%	0		
	--	250,305.44	132,993.34	254,377.88	0	21,542	16.51%	0	--	0
1 2016 12 31 1,345,778,777.36 : 3.2 GAP										
			36,700,369.65					54,725,783.41		
100			21,862,415.80					124,100,000.00		375,000,000.00
			80,000,000.00					112,000,000.00		
195,000,000.00		1.5			35,502,308.50			310,887,900.00		
	2016 12 31		-40,724,338.81					4,702,482.97		
		45,426,821.78						45,450,353.76		
		23,531.98		2016 12 31						
		4,702,482.97	2				2015 11 30	12 3	12 11	
12 16		9	629,180,000							
38,600,000.00		530,219,983.25				2016 12 31				
		151,468.25	1,800			149,668.25				149,651.50

2

	( )		(1)		(2)	(3) (2)/(1)				
--	-----	--	-----	--	-----	----------------	--	--	--	--

3.2	GAP		4,844	4,844		3,670.04	75.76%	2013 12 13	56	
			9,666	9,666		5,472.58	56.62%	2012 12 31	5,956.7	
			8,026							
	1.5		8,024	4,008	1,362.03	3,550.23	88.58%	2017 08 31		
		--	30,560	18,518	1,362.03	12,692.85	--	--	6,012.7	--
	100		7,328	7,328		2,186.24	29.83%	2012 11 23	-666.39	
			12,500	12,500		12,410	99.28%	2012 12 31		
			28,000	37,500		37,500	100.00%	2013 12 31	5,317.46	
			11,200	11,200		11,200	100.00%	2011 07 31	2,695.45	
			1,500							
			8,000	8,000		8,000	100.00%	2014 08 30		
		--	19,500	19,500		19,500	100.00%	--	--	--
			31,088.79	31,088.79	11,831.31	31,088.79				

	--	149,676.79	145,634.79	13,193.34	134,577.88	--	--	13,359.22	--	--
1	GAP			3				5	2	
				4		6				
1				2						
		1,500								
1.		19,500					2.	7,328		
	100						2,186.24		3.	12,500
					18					12,410
4.		40500		37500		3000				
			37,500		5.	11,200				
				6.	1,500					
	2012	4			12		1,500		7.	
8,000						8000	8.			
						8,436.62			9.	
3.2	GAP							1,173.96		
	10.					9646.90				
	11.	2016	8	26						
						11,831.31				2016
12	31			31088.79.17						
1	2012	8	6							"
										"
	2.8		4.05						2.8	
			0.95				3.75			
	2012	9	29	2012					2	2012 12
23										
			2013	1	12	2013				
3	2013	12	11						1.5	

	8,024	4,008	2013	12	28	2013	
	2011	1	14			2,440.16	
				2011	1	7	GAP
		701.80	,			1,738.36	
	2011	12	23				
1	2011	3	27				10,000
		2	2011	10	19		
		10,000				2011	12
		3	2012	4	11		23
	10,000			4	2012	10	16
		10,000				5	2013
						3	25
						10,000	6
25							2013
	7	2014	9	11			9
			8	2015	8	17	10,000
	10,000						
1				4193.42		100	
	5,141.76		1				
							587
		465					
	3,988						2
						2	GAP
				1,173.96		1	
							174
							1,014
1	2011	11	22			1500	
				1			
				2			3
		2	2011				
	1.5			2012	6	30	
							2012
							7

	2012				2013
	1	31	2013		
			2013		
	1.5		4,008		

**3**

	(1)		



	2
	GMP
	2012 8 6
	“
	”
	2012 9 29 2012
	3 1.5
	GMP
	8,024 4,008 2013 12 11
	1.5
	2013 12 28 2013
	1.5
	( )

1

2

10%

			395000000	1,013,318,258.87	748,961,354.44	243,028,356.67	56,407,506.88	53,174,574.20

			170000000	560,055,026. 98	202,176,394. 04	312,014,682. 65	24,011,778.6 4	26,954,451.7 8
			19817778	473,903,138. 52	404,612,681. 54	257,164,529. 08	118,340,637. 92	102,053,147. 63


2017

“ ”

—

“ ”

**1**

“ ”

“ ” “ ” “ ”

**2**

“ ”

“ ”

100

3

” “

“ ”

“ ”  
“ ”  
“ ”

4

“ ” 2017

“ ”

2017 I XX-3 HBV

” 14 “

10

400

“ ”  
“ III ”

5

“ ” “ ” “ ”  
“ ” “ ” OTC “ ”  
“ ”

6

“ ” “ ”  
“ ”  
“ ”  
“ ” “ ”

7

“ ” “ ” “ ”  
“ ” “ ”

ERP

8

“ ” “ ” “ ”  
“ ” “ ”

9

“ ” “ ”

“ ” “ ”

**10**

1  
2016

2

” 600 OTC “ ” “  
“ ”

3

4

5

**1**

2015

	2015 2015
	2015 2016 5 27
	2015

10	0
10	0.50
10	0
	519,779,330
	25,988,966.50
	78,563,773.01

					100.00%
					20
2016	519,779,330	10	0.5	2,598.90	

3

2012	2013	2012	2012	2012	2013 6 24
				QFII RQFII	288,000,000
	10	0.3			
		10 0.270	10 0.285		
		QFII RQFII			
		864			
2013	2014	2013	2013	2013	2014 6 18
				QFII RQFII	288,000,000
	10	1.00			
		10 0.90	10 0.95		
		QFII RQFII			
		2880			
2014	2015	2014	2014	2014	2015 7 16
				QFII RQFII	288,000,000
	10	1.00			
		10 0.90	10 0.95		
		QFII RQFII			
		2880			
2015	2016	2015	2015	2015	2016 5 27
				QFII RQFII	296,940,000
	10	5.81			
		10 5.24	10 5.81		
		QFII RQFII			
		17,280			
2016	2017	2016	2016	519,779,330	
			2598.90		
	10	0.5			

--	--	--	--	--	--

2016	25,988,966.50	203,063,920.51	12.80%		
2015	172,800,000.00	64,646,180.07	267.30%		
2014	28,800,000.00	41,958,240.99	68.64%		

1

			12 12	2016 08 10		
				2016 08		





			2016			
			2015			
			2016			
			25%			
			2015			
			2016			
			2015			
			2016			
			2015			
			2016			
			2015			
			2016			
			2017			
			2015			
			2016			
			2017			
			15%			
			2015			
			2016			
			2017			
			2015			
			2016			



			15			
			3	2015 10 22		

			1			
			2017 12 31			
			30			
			50%			
			50% 2			
			2018			
			1 1			
			30			
			/			
				2015 04 27		



			2 /			
			/			
				/		
			3 /			

			/			
			4			
			/			
			5			
			/			
			/			
			/			
			/			








			/			
			/			
			/			


			1 /			
			2 /			
			“			
			”			
			3	2015 04 27		
			/			
			/			
			/			

			/ /			
			4 / /			
			/ /			
			5 /			



/

				2010 12 23		





				2010 12 23		
				2016 02 25		

			2015 6.3.11	2016 10 31	2017 9 30	
				2012 05 11		

			2014 1 28			
			2013 97			
				2014 01 " 29		
				"		
			1320			

			1797			
--	--	--	------	--	--	--

--	--

2

“ ”

“ ”

	50,155,502.72	155,502.72
	404,612,681.54	102,053,147.63

2016 10 24

5000

91533102MA6K80PY77

17

1

2016 10 24 2066 10 23

100.00%

2016 12 13

5000

91140421MA0H1G802T

2016 12 13 2026 4 30

100.00%

2016 5 4

100.00%

2003 11 7

1981.7778

911101147560300581

3

2003 11 7    2023 11 6

912101027427851772

2002 9 26

100

224-6 2101 2104

2002 9 26    2020 12 31

				2013 97			
				2014 3 26			
2014 4 9				2013 97			2014-020
2014 78	3,167			2014 4 7		2014 04 10	
				99070			
2014 11 18				2013 97			2014-065
2014 462	3,167					2014 11 19	

				1			
				2			

2016 2 5

<

>

<

>

<

>

2016 2 25

2016

2015

2016 3 23

70

1064

1000

78

70

958

894

106

2016 4 25

2016 8 25

280,000

520,209,330

519,929,330

2016 11 10



150,000

519,929,330

519,779,330

2016 2 5		
2016 2 5		
2016 2 25	2016	
2016 3 23		
2016 4 25		
2016 8 25		
2016 11 10		

**1**

					0	133.79	100.00 %	500			0		
					0	0.92	0.01%				0		
					0	0.66	0.01%				0		
					0	0.65	0.01%				0		



3

4



			42,834.07	17,086.36	59,715.71			204.71

5

1

1

2

3

2

1

	2016 04 24	15,000	2016 07 20	200		1		
	2016 04 24	10,000						
	2016 04 24	10,000						
	2016 04 24	10,000						
	2016 04 24	5,000						
	2016 04 24	10,000	2016 11 30	2,000		1		
B1			60,000		B2			2,200
B3			60,000		B4			2,200

A1+B1+C1			60,000			A2+B2+C2			2,200					
A3+B3+C3			60,000			A4+B4+C4			2,200					
A4+B4+C4						0.42%								

2

3

1

2

4

			2015 07 29						1,134.2					

			2016 11 30						2,000					
			2016 11 30						500					
			2016 02 03						763					
			2016 07 19						13,500					
			2016 06 29						3,000					
			2016 06 07						5,000					
			2016 07 01						2,000					
									500					
			2016 08 09						450.3					
			2016 11 14						1,072					

			2016 11 22						1,500					
			2016 12 08						620					
			2016 09 28						2,536.9 9					
			2016 10 27						850					
			2016 08 23						1,200					
			2016 03 23						1,000					

1

1

“ ”

2005

2016

—

7000

“ +

+ + ”

9800 6490 16443 19 741 2166 78

**2**

		/
	—	—
1.		630
2.		14.8
3.		2,166
	—	—
1.	—	—
1.1	—	
1.2		1
1.3		630
1.4		2,166
2.	—	—
3.	—	—
4.	—	—
5.	—	—
6.	—	—
7.	—	—
8.	—	—
9.	—	—
	—	—

**3**

1

2



3

4

2

1

“

”

GMP

2

“ ”

“

”

3

“

”

“

”

**1**

		70		1064		1000	
			78	70			958
894	106						
2016 4 25		288,000,000		296,940,000			
			2015				
100%		141,226,890		14.28		73,361,910	
		16.33					
2016 4 18				[2016]835			
						56,591,626	
16,644,600				13,286,857		11,096,398	
9,986,759		6,355,210			5,649,075		
	12,840,118					8,776,247	
				73,361,910			
2016 5 20	2015				2015		
	13.70						58,987,477
	17,349,262						

	150,000		
	519,929,330	519,779,330	
1	2016 4 15		
	2016 4 14		
		8,940,000	2016 4 15
2	2016 7 12		
			[2016]835
“	”		
	2016 7 11		
	223,269,330	2016 7 12	
3	2016 8 19		
2016 8 18			
	280,000	2016 8 19	
4	2016 11 21		
2016 11 20			
	150,000	2016 11 21	
‘	n		

						2016 2017 2018
	0	0	58,987,477	58,987,477		2017 8 11 2018 4 30
	0	0	57,431,739	57,431,739		2019 8 10
	0	0	18,631,752	18,631,752		2019 8 10
	0	0	17,349,262	17,349,262		2017 8 11 2018 4 30
	0	0	13,849,366	13,849,366		2017 8 11 2018 4 30
	0	0	13,383,714	13,383,714		2017 8 10
	0	0	11,566,172	11,566,172		2017 8 11 2018 4 30
	0	0	10,409,556	10,409,556		2017 8 11 2018 4 30
	0	0	9,147,796	9,147,796		2017 8 10

	0	0	6,624,263	6,624,263		2017 8 11 2018 4 30
	0		5,888,233	5,888,233		2017 8 11 2018 4 30
67	0		8,010,000	8,010,000		894 28 2016 9 20  2016 2017 2018
	1,867,363	0	231,779,330	233,646,693	--	--

1

2

1 2016 4 15

2016 4 14

8,940,000

2016 4 15

2 2016 7 12

[2016]835

“ ”

2016 7 11

223,269,330

2016 7 12

3 2016 8 19

2016 8 18

280,000

2016 8 19

4 2016 11 21

2016 11 20

150,000

2016 11 21

**3****1**

	13,327		12,169		9	0	9	0
5%		10						
		43.79%	227,590,963	9	57,431,739	57,431,739	170,159,224	184,240,000
		11.35%	58,987,477	7	58,987,477	58,987,477		35,310,000
		3.58%	18,631,752	2	18,631,752	18,631,752		18,430,000
		3.34%	17,349,262	2	17,349,262	17,349,262		6,950,000
		2.66%	13,849,366	6	13,849,366	13,849,366		





5		1,450,000	1,450,000
	1,202,725		1,202,725

10

10

10

10

2

	/			
		1993 11 22	91140421110874681F	

3

10		



4 10%

5



				55	2008 12 10	2018 06 28	1,158,136	0	0	0	0	1,158,136
				59	2010 12 20	2018 06 28	338,778	500,000	0	0	0	838,778
				60	2009 03 02	2018 06 28	0	200,000	0	0	0	200,000
				53	2008 12 10	2018 06 28	0	0	0	0	0	0
				52	2012 08 06	2018 06 28	0	500,000	0	0	0	500,000
				55	2015 06 29	2018 06 28	0	0	0	0	0	0
				61	2015 06 29	2018 06 28	0	0	0	0	0	0
				58	2015 06 29	2018 06 28	0	0	0	0	0	0
				55	2013 09 28	2018 06 28	0	0	0	0	0	0
				54	2008 12 10	2018 06 28	505,928	0	108,200	0	0	397,728
				60	2011	2018	486,976	0	101,000	0	0	385,976

					12 23	06 28							
					2015 36 06 29	2018 06 28	0	0	0	0	0	0	0
					2010 54 12 20	2018 06 28	0	200,000	0	0	0	200,000	200,000
					2013 46 01 28		0	200,000	0	0	0	200,000	200,000
					2012 33 02 04		0	200,000	0	0	0	200,000	200,000
					2016 56 09 26	2018 06 28	0	13,849,366	0	0	0	13,849,366	13,849,366
					2016 38 09 26	2018 06 28	0	0	0	0	0	0	0
					2016 43 08 25		0	500,000	0	0	0	500,000	500,000
	--	--	--	--	--	--	2,489,818	16,149,366	209,200	0	0	18,429,984	18,429,984

					2016 09 26								
					2016 09 26								
					2016 08 25								

1962 9  
1993 9  
2012 12 2013 12  
1958 5  
1985 2002  
2003 5 2015 6  
1957 3  
1980 1995  
1995  
1993 50mg  
2003 2005  
2012 “ ”  
1965 6  
1983 2001 1 2001 2  
2008 7 2008 8 2010 12  
2011 1 2012 8 2012 8  
1964 11  
1994 11  
10 PCT 18 11  
1962 12 1985  
-2007  
1962 12 1984  
2002 2004 MBA  
MBA EMBA ;  
1956 12  
1999 7 2011 9  
1959 1

1963 6  
 2015 2  
 1979 3  
 2014 5

2  
 1963 11  
 1996  
 1957 5  
 1980 1990  
 1993 2008  
 1981 9

3  
 “1. ”  
 1963 6  
 1980 2004 2004  
 2008  
 “1. ”  
 1971 4

2013 1

11 2011 2  
 2011 3  
 1984 2 2005  
 2012 2  
 1974 8 EMBA OTC

2003 2010  
 2014

			1993 10 01		
			1996 01 01		
			2014 05		

			05		
	1	1993	10	2	1996
				3	2014 5

			55		71.77
			59		55.72
			60		65.28
			52		49.64
			53		7
			56		30
			38		0
			58		7
			55		7
			55		7
			61		7
			54		56.88
			60		27
			36		14



					41.67	
			46		38.04	
			33		25.1	
			43		80.01	
	--	--	--	--	590.11	--

				/					/	
--	--	--	--	---	--	--	--	--	---	--

	180
	110
	369
	4,042
	175
	935
	2,019
	913
	4,042

2

“ ” “ + + ” “ ”

3

“ ” “ ” “ ” “ ”

“ ” “ ”

“ ” “ ”

2016 “ ”

31

96

“ ”

“ ”

4



**1**



**1**

	16	1	15	0	0	
	16	0	15	1	0	
	16	1	15	0	0	
	16	1	15	0	0	
						3

**2****3**

1

2

3

4

” “ + + ”

1

2

	2017 04 26	
	<a href="http://www.cninfo.com.cn">http://www.cninfo.com.cn</a>	
	100.00%	
	100.00%	
	A	A

	B	B
	C	C
	<p>A</p> <p>&lt; 3%</p> <p>3% &lt; 5%</p> <p>5% B &lt;</p> <p>1% 1%</p> <p>&lt; 3%</p> <p>3% C</p> <p>&lt; 3%</p> <p>3% &lt;</p> <p>5%</p> <p>5%</p>	<p>A</p> <p>&lt; 3% B</p> <p>3%</p> <p>5% C</p> <p>5%</p>
		0
		0
		0

0

2016 12 31	
	2017 04 26
	<a href="http://www.cninfo.com.cn">http://www.cninfo.com.cn</a>





	2017 04 24
	CAC [2017]0385

CAC [2017]0385

12 31

2016

2016

1

2

2016 12 31

2016

2017 4 24

1

2016 12 31

	586,864,699.65	309,545,617.52
	69,860,477.76	
	68,897,960.98	38,685,522.31
	1,200,850,739.78	772,194,155.77
	219,652,797.60	110,211,430.49

		603,514.25
	91,855,887.69	79,011,339.46
	406,557,901.05	413,858,417.75
	1,337,523.48	
	105,732,516.18	18,746,086.33
	2,751,610,504.17	1,742,856,083.88
	12,000,000.00	12,000,000.00
	1,144,740.77	975,951.80
	978,938.55	
	24,787,106.32	
	1,071,280,277.47	1,014,622,235.88
	64,006,059.16	92,277,244.74
	1,645,387.23	1,645,387.23
	349,948,441.84	320,056,936.83
	21,854,978.89	15,726,924.97
	2,507,112,663.66	193,233,677.33
	28,989,284.80	16,125,358.45
	32,889,207.95	21,198,379.43
	6,468,073.93	639,735,618.62
	4,123,105,160.57	2,327,597,715.28
	6,874,715,664.74	4,070,453,799.16
	237,000,000.00	545,000,000.00

	117,242,894.48	277,735,500.00
	233,079,567.78	245,487,107.38
	117,402,321.12	60,423,388.53
	63,619,320.25	50,549,210.18
	138,688,135.03	68,448,279.62
	276,291.67	1,471,970.92
	4,952,272.81	334,342.00
	318,131,523.25	575,494,325.93
	43,016,067.58	44,904,486.48
	1,273,408,393.97	1,869,848,611.04
	39,048,983.80	59,783,095.20
	165,000,000.00	13,500,000.00
	344,500.00	
	31,670,000.00	31,670,000.00
	86,936,827.10	65,214,709.35
	6,623,213.91	

	329,623,524.81	170,167,804.55
	1,603,031,918.78	2,040,016,415.59
	519,779,330.00	288,000,000.00
	4,324,918,478.13	1,277,760,785.10
	58,021,727.19	
	84,236,790.39	78,595,984.44
	375,209,472.10	350,586,344.23
	5,246,122,343.43	1,994,943,113.77
	25,561,402.53	35,494,269.80
	5,271,683,745.96	2,030,437,383.57
	6,874,715,664.74	4,070,453,799.16

2

	171,517,541.32	201,546,903.37
	17,680,365.02	26,061,034.43
	523,359,514.32	362,501,840.54
	85,192,316.71	41,866,121.95
		603,514.25
	1,141,648,585.72	810,061,385.84

	31,388,743.71	27,996,254.71
	1,337,523.48	
	40,150,000.00	
	2,012,274,590.28	1,470,637,055.09
	12,000,000.00	12,000,000.00
	3,578,268,144.47	763,459,211.62
	250,045,237.08	265,654,905.74
	3,038,917.54	6,399,914.11
	105,150,937.25	108,736,652.51
	9,591,538.12	6,244,989.58
	13,073,467.42	11,068,455.81
	20,419,340.34	11,044,649.17
	1,934,000.00	636,115,495.28
	3,993,521,582.22	1,820,724,273.82
	6,005,796,172.50	3,291,361,328.91
	215,000,000.00	430,000,000.00
	111,442,894.48	272,042,500.00
	28,300,290.53	31,358,918.92
	20,981,609.86	2,002,857.54

	51,638,011.38	40,456,637.82
	247,291.67	1,191,300.92
	4,952,272.81	334,342.00
	554,769,082.55	575,958,216.09
	6,500,000.00	28,237,819.81
	1,042,731,104.59	1,418,602,776.73
		26,449,761.87
	10,500,000.00	6,000,000.00
	344,500.00	
	22,009,909.00	14,621,500.00
	32,854,409.00	47,071,261.87
	1,075,585,513.59	1,465,674,038.60
	519,779,330.00	288,000,000.00
	4,324,371,198.93	1,277,213,505.90
	58,021,727.19	
	65,518,084.16	59,877,278.21
	78,563,773.01	200,596,506.20
	4,930,210,658.91	1,825,687,290.31



	6,005,796,172.50	3,291,361,328.91
--	------------------	------------------

3

	3,282,999,975.86	2,262,093,088.98
	3,282,999,975.86	2,262,093,088.98
	3,077,129,424.05	2,219,271,455.35
	1,825,103,843.17	1,229,237,315.73
	34,432,772.55	17,958,295.30
	862,812,286.89	681,723,699.43
	289,085,134.00	222,572,000.41
	30,568,507.41	33,269,862.74
	35,126,880.03	34,510,281.74
“ ”	260,477.76	
“ ”	1,171,639.35	
“ ”		
“ ”	207,302,668.92	42,821,633.63
	28,365,439.24	28,258,639.55
	137,339.72	949,627.04
	2,464,212.06	2,322,790.57

	533,544.30	270,986.98
“ ”	233,203,896.10	68,757,482.61
	40,072,842.86	13,591,563.41
“ ”	193,131,053.24	55,165,919.20
	203,063,920.51	64,646,180.07
	-9,932,867.27	-9,480,260.87
1.		
2.		
1.		
2.		
3.		
4.		
5.		
6.		
	193,131,053.24	55,165,919.20
	203,063,920.51	64,646,180.07
	-9,932,867.27	-9,480,260.87
	0.5558	0.2245

	0.5558	0.2245
--	--------	--------

97,529,407.50

161,687,182.27

4

	881,393,071.49	761,120,629.32
	94,395,960.09	85,717,582.30
	17,812,819.59	11,803,555.58
	544,786,869.33	472,021,610.41
	142,256,365.79	103,427,198.80
	12,529,912.46	15,936,279.20
	9,761,869.57	16,413,215.39
“ ”		
“ ”	322,951.19	
“ ”	60,172,225.85	55,801,187.64
	5,144,232.00	9,534,720.15
	1,119,996.36	1,763,832.28
“ ”	64,196,461.49	63,572,075.51
	7,788,402.04	8,031,189.56
“ ”	56,408,059.45	55,540,885.95
1.		

2.		
1.		
2.		
3.		
4.		
5.		
6.		
	56,408,059.45	55,540,885.95

5

	3,725,859,995.24	2,435,721,069.49

	33,926,485.06	60,803,201.28
	3,759,786,480.30	2,496,524,270.77
	2,269,334,697.74	1,245,413,555.21
	293,128,871.58	231,023,025.70
	276,488,182.64	187,958,766.44
	965,554,792.17	680,284,461.95
	3,804,506,544.13	2,344,679,809.30
	-44,720,063.83	151,844,461.47
	440,050,000.00	
	1,206,620.80	
	53,919,696.22	
	495,176,317.02	
	146,811,281.16	46,917,901.64
	440,656,000.00	629,180,000.00
	587,467,281.16	676,097,901.64

	-92,290,964.14	-676,097,901.64
	833,155,983.25	5,145,000.00
	689,200,000.00	731,290,000.00
	168,913,423.80	508,441,751.91
	1,691,269,407.05	1,244,876,751.91
	876,503,331.08	430,462,869.00
	200,423,009.43	88,417,891.07
	149,132,837.03	229,732,797.17
	1,226,059,177.54	748,613,557.24
	465,210,229.51	496,263,194.67
	328,199,201.54	-27,990,245.50
	167,458,617.52	195,448,863.02
	495,657,819.06	167,458,617.52

6

	1,039,150,200.59	804,919,871.06
	68,292,057.34	217,820,290.43
	1,107,442,257.93	1,022,740,161.49
	187,460,600.36	49,274,483.07
	146,690,844.87	122,899,347.85
	157,316,102.25	118,634,458.67

	951,590,734.97	445,623,223.12
	1,443,058,282.45	736,431,512.71
	-335,616,024.52	286,308,648.78
	120,000,000.00	
	344,012.64	
	120,344,012.64	
	9,278,265.49	10,988,991.77
	167,870,000.00	636,960,000.00
	177,148,265.49	647,948,991.77
	-56,804,252.85	-647,948,991.77
	833,155,983.25	
	415,000,000.00	566,290,000.00
	148,044,000.00	508,441,751.91
	1,396,199,983.25	1,074,731,751.91
	665,368,382.46	430,462,869.00
	189,246,685.47	80,701,232.42
	128,156,413.23	224,039,797.17
	982,771,481.16	735,203,898.59
	413,428,502.09	339,527,853.32
	21,008,224.72	-22,112,489.67
	65,152,903.37	87,265,393.04

---

	86,161,128.09	65,152,903.37
--	---------------	---------------

7


--	--	--



	00				30							30
4					31,992, 813.13							31,992, 813.13
								5,640,8 05.95		-178,44 0,792.6 4		-172,79 9,986.6 9
1								5,640,8 05.95		-5,640,8 05.95		
2												
3										-172,79 9,986.6 9		-172,79 9,986.6 9
4												
1												
2												
3												
4												
1												
2												
	-430,0 00.00				-2,501,7 67.65	58,021, 727.19						-60,953, 494.84
	519,77 9,330. 00				4,324,9 18,478. 13	58,021, 727.19		84,236, 790.39		375,209 ,472.10	25,561, 402.53	5,271,6 83,745. 96


	288,000,000				1,277,760,785.10				73,041,895.84		320,294,252.76	11,009,530.67	1,970,106,464.37
	288,000,000				1,277,760,785.10				73,041,895.84		320,294,252.76	11,009,530.67	1,970,106,464.37
									5,554,088.60		30,292,091.47	24,484,739.13	60,330,919.20
											64,646,180.07	-9,480,260.87	55,165,919.20
												33,965,000.00	33,965,000.00
1												33,965,000.00	33,965,000.00
2													
3													
4													
									5,554,088.60		-34,354,088.60		-28,800,000.00
1									5,554,088.60		-5,554,088.60		
2													
3											-28,800,000.00		-28,800,000.00
4													

1													
2													
3													
4													
2													



1	85,003,4 91.00				1,148,152 ,492.25						1,233,155 ,983.25
2											
3	147,205, 839.00				1,869,514 ,155.30						2,016,719 ,994.30
4					31,992,81 3.13						31,992,81 3.13
									5,640,805 .95	-178,44 0,792.6 4	-172,799, 986.69
1									5,640,805 .95	-5,640,8 05.95	
2										-172,79 9,986.6 9	-172,799, 986.69
3											
1											
2											
3											
4											
1											
2											
	-430,00 0.00				-2,501,76 7.65	58,021,72 7.19					-60,953,4 94.84
	519,779, 330.00				4,324,371 ,198.93	58,021,72 7.19			65,518,08 4.16	78,563, 773.01	4,930,210 ,658.91


	288,000, 000.00				1,277,213 ,505.90				54,323,18 9.61	179,409 ,708.85	1,798,946 ,404.36
	288,000, 000.00				1,277,213 ,505.90				54,323,18 9.61	179,409 ,708.85	1,798,946 ,404.36
	“ ”								5,554,088 .60	21,186, 797.35	26,740,88 5.95

3											
4											
1											
2											
	288,000, 000.00				1,277,213 ,505.90				59,877,27 8.21	200,596 ,506.20	1,825,687 ,290.31

“ ” “ ”

1995 11 15 2025 11 14  
519,779,330.00

2016 1

“ ”

2008 9 30

100,000,000.00

2008 12 31

14042110000376

2009 3 2

5,300,000.00 2,700,000.00

108,000,000.00

2009

36,000,000

300158 2010 12 15

[2010]1833

36,000,000

36,000,000

1

38.80

144,000,000

2012 5 26

288,000,000

[2012] 1056

1000 106 894 7.40 /

8,940,000.00

296,940,000.00

2015

100% 147,205,839 13.70 147,205,839.00

444,145,839.00

[2016] 835 A 73,361,910

2015 2015

76,063,491 904,549,889.25 57,431,739

293,450,094.00 18,631,752 76,063,491.00

520,209,330.00

280,000 280,000 6.8180643 /

280,000.00 519,929,330.00

2016 11 10

150,000 6.8180643 /

99.67% 43.79% 0.22%

2017 4 24

2016 12 31

( “ ”)
“ ”
“ ”
“ ”
“ ”
“ ”
“ ”
“ ”
“ ”
“ ”
“ ”
“ ”





1

2

1 1 12 31

3

12

4

5

1

2

6

1

2

3

4

1

2

3

4

“ ”

1

2

“ ”

“

” “ ”

“

” “ ”

“ ”

“ ”

“ ”

7

8

9

1

2

“ ”

“ ”

10

1

A

B

C

D

E

2

1

2

3

4

5

3

1

2

1

2

4

5

**11**

**3**


**12**

1

2

3

4

**13****14**

1

1  
A

—

—

“ ”

: a ;b  
; c ;d

“ ”

a

b

c

d

B



2

2

22 —

22

—

22 —

22 —

3

4

**15**

**16****1****2**

		20-35		2.71-4.75
		10		9.5
		5		19
		5		19

**3****17**

1

2

3

**18**

1

2

3

3

4

**19**

1

2

		%	%
	10		10.00

20

21

1

1

4  
3

,

22

23

1 ( 1 )

2-10

24

1

1

2

1

2

2

3

1

2

4

3

1

2

25

2

3

1



26

1

/

2

3

27

28

1

2

3

4

29

1

1

2

1

2

30 /

31

1

2

32

33

1

2016 22	2016 5 1	
“ ”		
“ ”		
	2016 5 1	
“ ”		
	2016 12 3	
	[2016]22	10,068,447.96
		10,068,447.96

2

34

**1**

		6% 13% 17%
		1% 5% 7%
		15% 25%
		3%
		2%
		5%

	15%
	15%
	15%
	15%
	15%
	15%

**2**

GR201414000038                      3                      2014 9 30                      15%

GR201614000127                      3                      2016 12 1

15%

GR201514000086 3 2015 10 15  
15%

GR201511000200 3 2015 7 21  
15%

GR201414000116 3 2014 9 30  
15%

GF201411000899 3 2014 12 12  
15%

3

1

	48,998.30	43,411.13
	495,608,820.76	167,415,206.39
	91,206,880.59	142,087,000.00
	586,864,699.65	1,052,913,524.44

586,864,699.65 CNY = \$106,109,406.52 (WHU IbVFSy·Ü)

3

4

1

	68,897,960.98	38,685,522.31
	68,897,960.98	38,685,522.31

2

--	--

3

		544,545,384.93
		544,545,384.93

4

--	--

5

1


	1,310,314,634.56	100.00%	109,463,894.78	8.35%	1,200,850,739.78	851,791,746.27	100.00%	79,597,590.50	9.34%	772,194,155.77
	1,310,314,634.56	100.00%	109,463,894.78		1,200,850,739.78	851,791,746.27	100.00%	79,597,590.50		772,194,155.77

1			
1	1,118,455,781.74	55,876,627.47	5.00%
1 2	137,676,750.53	13,767,675.02	10.00%
2 3	12,994,728.23	3,898,418.47	30.00%
3 4	7,797,300.23	3,898,650.13	50.00%
4 5	6,837,750.73	5,470,200.59	80.00%
5	26,552,323.10	26,552,323.10	100.00%
	1,310,314,634.56	109,463,894.78	

2

29,866,304.28

--	--	--

3

--	--



--	--	--	--	--	--

4

		38,537,656.57	1,926,882.83	1	2.94
		35,537,581.54	1,776,879.08	1	2.71
		26,350,991.92	1,521,020.49	2	2.01
		24,454,896.62	1,222,744.83	1	1.87
		23,396,010.59	1,169,800.53	1	1.79
		<b>148,277,137.24</b>	<b>7,617,327.76</b>		<b>11.32</b>

5

6

6

1

1	200,180,235.05	91.14%	95,189,599.78	86.37%
1 2	10,487,181.81	4.77%	11,944,026.73	10.84%
2 3	7,451,097.96	3.39%	2,184,212.33	1.98%
3	1,534,282.78	0.70%	893,591.65	0.81%
	219,652,797.60	--	110,211,430.49	--

1

2

	20,726,550.40	2016	9.43
	14,933,000.00	2016	6.80
	7,560,480.00	2016	3.44
	7,179,956.69	2016	3.27
	6,800,000.00	2015-2016	3.10
	<b>57,199,987.09</b>	—	<b>26.04</b>

7

1

		603,514.25
		603,514.25

2

--	--	--	--	--

8

1

( )		
-----	--	--

2

1

( )				
-----	--	--	--	--

9

1

	111,870,190.37	99.28%	20,014,302.68	17.89%	91,855,887.69	94,215,156.05	99.14%	15,203,816.59	16.14%	79,011,339.46
	813,440.90	0.72%	813,440.90	100.00%		813,440.90	0.86%	813,440.90	100.00%	
	112,683,631.27	100.00%	20,827,743.58		91,855,887.69	95,028,596.95	100.00%	16,017,257.49		79,011,339.46

1			
1		73,375,045.78	5.00%
1 2		17,380,533.60	10.00%
2 3		6,022,972.94	30.00%
3 4		3,369,598.46	50.00%
4 5		3,031,168.61	80.00%
5		8,690,870.98	100.00%
		111,870,190.37	
		20,014,302.68	

			%		
	813,440.90	813,440.90	100.00	4-5	
	<b>813,440.90</b>	<b>813,440.90</b>	<b>100.00</b>		

2

4,810,486.09

--	--	--

3

--	--

--	--	--	--	--	--

4

	100,296,151.38	85,118,205.06
	12,381,211.89	9,832,803.89
	6,268.00	77,588.00
	112,683,631.27	95,028,596.95

5

--	--	--	--	--	--

		5,000,000.00	1	4.44%	250,000.00
		2,500,000.00	1-2	2.22%	250,000.00
		2,000,000.00	1	1.77%	100,000.00
		1,833,350.00	2	1.63%	171,225.00
		1,587,117.41	1	1.41%	79,355.87
	--	12,920,467.41	--	11.47%	850,580.87

6

--	--	--	--	--

7

8

10

1

	103,045,828.37	495,581.30	102,550,247.07	116,418,985.22		116,418,985.22
	42,609,318.07		42,609,318.07	31,901,905.64		31,901,905.64
	246,367,588.72	16,730,935.55	229,636,653.17	262,061,266.76	15,507,902.32	246,553,364.44
	28,847,183.60		28,847,183.60	15,593,395.50		15,593,395.50
	2,914,499.14		2,914,499.14	3,390,766.95		3,390,766.95
	423,784,417.90	17,226,516.85	406,557,901.05	429,366,320.07	15,507,902.32	413,858,417.75

1 —

5 —

**2**


	1,337,523.48	
	1,337,523.48	

13

	847,590.44	1,221,289.81
	14,201,648.04	16,974,052.75
	90,150,000.00	
	533,277.70	550,743.77
	105,732,516.18	18,746,086.33

14

1

	12,000,000.00		12,000,000.00	12,000,000.00		12,000,000.00
	12,000,000.00		12,000,000.00	12,000,000.00		12,000,000.00
	12,000,000.00		12,000,000.00	12,000,000.00		12,000,000.00

2

--	--	--	--	--

3

	12,000,000.00			12,000,000.00					6.00%





	1,255,027.40	110,286.63	1,144,740.77	975,951.80		975,951.80	
	1,255,027.40	110,286.63	1,144,740.77	975,951.80		975,951.80	--

2

3

17

		1,000,000		-21,061.4						978,938.5	
		.00		5						5	
		1,000,000		-21,061.4						978,938.5	
		.00		5						5	
		1,000,000		-21,061.4						978,938.5	
		.00		5						5	

18

1

1.				
2.	51,195,556.32	8,355,511.00		59,551,067.32

1				
2 \	51,195,556.32	8,355,511.00		59,551,067.32
3				
3.				
1				
2				
4.	51,195,556.32	8,355,511.00		59,551,067.32
1.				
2.	32,392,174.94	2,371,786.06		34,763,961.00
1	2,303,800.26	167,444.40		2,471,244.66
2 \	30,088,374.68	2,204,341.66		32,292,716.34
3.				
1				
2				
4.	32,392,174.94	2,371,786.06		34,763,961.00
1.				
2.				
1				
3				
1				
2				
4.				
1.	18,803,381.38	5,983,724.94		24,787,106.32
2.				

2

3



19

1



2	30,088,374.68				30,088,374.68
4.	156,091,319.07	186,962,301.19	26,799,957.37	23,848,901.06	393,702,478.69
1.		2,023,139.77			2,023,139.77
2.		519,108.98		9,663.45	528,772.43
1					
2		519,108.98		9,663.45	528,772.43
3.					
1					
4.		2,542,248.75		9,663.45	2,551,912.20
1.	720,962,538.65	313,117,032.52	8,915,635.55	28,285,070.75	1,071,280,277.47
2.	692,918,394.65	296,156,232.10	8,991,289.67	16,556,319.46	1,014,622,235.88

2

--	--	--	--	--	--

3

--	--	--	--	--	--

4

--	--	--	--	--	--

5

			469,616,336.10		

015201-1	2009	1015502-2	2011	551103	2011	551102
	2009	00002943		2009	00002945	
2016	00005511	X	308116			2014
2510000112			2012	01003	2012	01005
	140424	2013	002012			

	189,858,312.17
	99,314,579.50

20

1

	5,867,333.45		5,867,333.45	2,899,454.42	2,899,454.42
				5,782,971.95	5,782,971.95
	39,357,943.14		39,357,943.14	25,603,997.25	25,603,997.25
3.2	1,793,108.57		1,793,108.57	1,793,108.57	1,793,108.57
	16,987,674.00		16,987,674.00	56,197,712.55	56,197,712.55
	64,006,059.16		64,006,059.16	92,277,244.74	92,277,244.74

2

	120,000,	2,899,45	6,680,12	3,712,24		5,867,33		99%				

	000.00	4.42	2.73	3.70		3.45					
	405,000,000.00	5,782,971.95	637,052.84	6,420,024.79				100%			
	40,080,000.00	25,603,997.25	13,753,945.89			39,357,943.14		90%			
3.2	4,000,000.00	1,793,108.57				1,793,108.57		99%			
		56,197,712.55	39,805,043.31	71,621,086.58	7,393,995.28	16,987,674.00					
	569,080,000.00	92,277,244.74	60,876,164.77	81,753,355.07	7,393,995.28	64,006,059.16	--	--			--

3

--	--	--	--	--	--	--	--	--	--	--	--

21

--	--	--	--	--	--	--	--	--	--	--	--

22

--	--	--	--	--	--	--	--	--	--	--	--

23

1

--	--	--	--	--	--	--	--	--	--	--	--

1.	1,645,387.23				1,645,387.23
2.					
(1)					
(2)					
3.					
(1)					
(2)					
4.	1,645,387.23				1,645,387.23
1.					
2.					
(1)					
3.					
(1)					
(2)					
4.					
1.					
2.					
(1)					
3.					
(1)					
(2)					

2.	1,645,387.23				1,645,387.23
----	--------------	--	--	--	--------------

2

24

25

1

5 —

1.	293,018,881.96	5,317,414.00	45,720,000.00	2,821,043.26	19,018,662.22	365,896,001.44
2.	3,429,766.13	26,110,000.00	12,600,000.00	2,193,024.24	17,900,000.00	62,232,790.37
1	3,429,766.13			446,160.98		3,875,927.11
2						
3		26,110,000.00	12,600,000.00	106,094.04	17,900,000.00	56,716,094.04
4				1,640,769.22		1,640,769.22
3.	8,355,511.00					8,355,511.00
1						
2	8,355,511.00					8,355,511.00
4.	288,093,137.09	31,427,414.00	58,320,000.00	5,014,067.50	36,918,662.22	419,773,280.81
1.	29,658,835.26	3,523,010.93	6,934,586.21	1,684,221.64	4,038,410.57	45,839,064.61
2.	6,368,166.80	10,590,668.12	5,722,926.32	679,340.64	2,829,014.14	26,190,116.02



1	6,368,166.80	329,724.72	4,534,247.08	624,952.72	1,823,396.16	13,680,487.48
2		10,260,943.40	1,188,679.24	54,387.92	1,005,617.98	12,509,628.54
3.	2,204,341.66					2,204,341.66
1						
2	2,204,341.66					2,204,341.66
4.	33,822,660.40	14,113,679.05	12,657,512.53	2,363,562.28	6,867,424.71	69,824,838.97
1.						
2.						
1						
3.						
1						
4.						
1.	254,270,476.69	17,313,734.95	45,662,487.47	2,650,505.22	30,051,237.51	349,948,441.84
2.	263,360,046.70	1,794,403.07	38,785,413.79	1,136,821.62	14,980,251.65	320,056,936.83

2

--	--	--

1

2012 00115

2

50

10

	2009	015201-1		2009	1015502-2		2011
551103	2011	551102		2009	00002943		
2009	00002945		2016	00005511	X		308116
		2014	2510000112				2012
01003	2012	01005		140424	2013	002012	

26

	600,000.00	730.00					600,730.00
	800,000.00						800,000.00
	3,250,000.00						3,250,000.00
	661,487.67						661,487.67
	1,000,000.00						1,000,000.00
	3,770,447.72		2,781,505.38				6,551,953.10
	1,204,989.58	228,191.58	160,377.36				1,593,558.52
	4,440,000.00	457,134.29					4,897,134.29
			732,037.01				732,037.01
		314,778.22	1,080,000.00				1,394,778.22
			75,174.32				75,174.32
			6,367.00				6,367.00
			2,570.00				2,570.00
			470.09				470.09

		264,097.92	24,620.75				288,718.67
	15,726,924.97	1,264,932.01	4,863,121.91				21,854,978.89

	600,000.00	730.00			600,730.00	2009.12	1
	800,000.00				800,000.00	2011.01	2
	3,250,000.00				3,250,000.00	2012.01	3
	661,487.67				661,487.67	2009.12	4
	1,000,000.00				1,000,000.00	2009.12	5
	3,770,447.72	2,781,505.38			6,551,953.10	2014.08	6
	1,204,989.58	388,568.94			1,593,558.52	2014.05	7
	4,440,000.00	457,134.29			4,897,134.29	2015.05	8
		732,037.01			732,037.01	2015.12	9
		1,394,778.22			1,394,778.22	2015.9	10
		75,174.32			75,174.32	2016.6	11
		6,367.00			6,367.00	2016.8	12
		2,570.00			2,570.00	2016.8	13
		470.09			470.09	2016.8	14

		288,718.67			288,718.67	2015.10		15
	<b>15,726,924.97</b>	<b>6,128,053.92</b>			<b>21,854,978.89</b>			

1

2

3

4

5

6

7

8

9

10

11

12

13

14

15

27

1

	54,981,520.12					54,981,520.12
	7,386,278.14					7,386,278.14
	165,255.79					165,255.79
	130,700,623.28					130,700,623.28

		11,338,525.94				11,338,525.94
		2,302,540,460.39				2,302,540,460.39
	193,717,119.58	2,313,878,986.33				2,507,112,663.66

2

	483,442.25					483,442.25
	483,442.25					483,442.25

28

	888,264.44	1,258,041.71	754,461.14		1,391,845.01
	7,951,193.17	16,233,272.99	5,486,013.01	505,989.92	18,192,463.23
	4,917,943.29	1,280,265.79	3,540,427.42	1,255,190.16	1,402,591.50
	2,367,957.55	261,600.00	400,374.71		2,229,182.84
		6,278,000.00	1,395,111.12		4,882,888.88
		2,697,145.58	1,806,832.24		890,313.34
	16,125,358.45	28,008,326.07	13,383,219.64	1,761,180.08	28,989,284.80

29

/

1

	102,040,151.44	15,457,661.74	73,598,368.61	11,337,772.06
	2,866,573.91	536,160.34	3,403,421.36	850,855.34
	67,288,243.28	10,093,236.49	59,231,005.13	9,009,752.03
	45,347,662.50	6,802,149.38		
	217,542,631.13	32,889,207.95	136,232,795.10	21,198,379.43

2

	44,154,759.38	6,623,213.91		
	44,154,759.38	6,623,213.91		

3

		32,889,207.95		21,198,379.43
		6,623,213.91		

4

		275,980,189.08	230,533,162.79
		48,623,644.85	38,411,685.83
		324,603,833.93	268,944,848.62

5

2016		9,673,909.97	
2017	45,210,046.14	45,210,046.14	
2018	78,805,377.97	78,805,377.97	
2019	38,491,619.34	38,491,619.34	
2020	58,352,209.37	58,352,209.37	
2021	55,120,936.26		
	275,980,189.08	230,533,162.79	--

30

	6,468,073.93	10,555,618.62
		629,180,000.00
	6,468,073.93	639,735,618.62

31

1

	50,000,000.00	100,000,000.00
	187,000,000.00	445,000,000.00
	237,000,000.00	545,000,000.00

1	5000	X
308116		
2	13500	
3	3000	
4	200	

5

2000

2

--	--	--	--	--

32

--	--	--

33

34

	117,242,894.48	277,735,500.00
	117,242,894.48	277,735,500.00

117,242,894.48

35

1

	22,246,443.42	51,164,169.15
	12,068,300.59	31,531,860.90
		54,055.00
	195,614,893.73	159,983,637.52
	3,149,930.04	2,753,384.81
	233,079,567.78	245,487,107.38



2 1

	4,260,000.00	
	1,530,000.00	
	5,790,000.00	--

36

1

	117,402,321.12	60,423,388.53
	117,402,321.12	60,423,388.53

2 1

--	--	--

3

--	--

37

1

	41,137,954.74	285,172,558.85	271,508,212.53	54,802,301.06
	9,411,255.44	21,026,422.80	21,620,659.05	8,817,019.19
	50,549,210.18	306,198,981.65	293,128,871.58	63,619,320.25

2

1	31,452,782.59	253,410,564.15	238,940,588.29	45,922,758.45
2		15,162,614.48	15,162,614.48	
3	1,087,771.32	7,611,431.16	8,077,517.22	621,685.26
	920,207.07	6,220,510.03	6,637,847.51	502,869.59
	103,806.32	950,562.47	990,373.71	63,995.08
	63,757.93	440,358.66	449,296.00	54,820.59
4	567,009.24	5,820,310.33	5,854,661.38	532,658.19
5	8,030,391.59	3,167,638.73	3,472,831.16	7,725,199.16
	41,137,954.74	285,172,558.85	271,508,212.53	54,802,301.06

3

1	9,006,735.74	19,835,043.72	20,474,572.82	8,367,206.64
2	404,519.70	1,191,379.08	1,146,086.23	449,812.55
	9,411,255.44	21,026,422.80	21,620,659.05	8,817,019.19

38

	95,491,902.54	49,419,568.02
	33,508,085.21	12,392,382.78
	1,785,992.69	1,492,019.56
	3,574,044.65	1,772,539.00
	13,798.28	28,698.18
	439,949.96	755,202.35
	69,634.03	5,967.10
	1,945,268.64	1,030,536.73

672,157.51
74,257.24
10,042.36
794,908.79
68,448,279.62

1,471,970.92
1,471,970.92

--

334,342.00
334,342.00

--

	318,131,523.25	575,494,325.93
--	----------------	----------------

2 1

--	--	--

42

--	--	--

43

	36,516,067.58	33,904,486.48
	6,500,000.00	11,000,000.00
	43,016,067.58	44,904,486.48

	36,516,067.58	33,904,486.48
	<b>36,516,067.58</b>	<b>33,904,486.48</b>

	6,500,000.00	11,000,000.00
	<b>6,500,000.00</b>	<b>11,000,000.00</b>

1

2009-2011

[2014]479

2010 6 30 2017 6 29

2016 12 31

650

			%	
	2016 2 2	2019 1 2		19,872,473.34
	2015 12 25	2018 12 24	6.50	16,643,594.24
	2010 6 30	2017 6 29		6,500,000.00
				<b>43,016,067.58</b>

44

--	--	--

--	--	--	--	--	--	--	--	--	--	--	--

45

1

	39,048,983.80	59,783,095.20
	39,048,983.80	59,783,095.20

				%	
	2016 2 2	2019 1 2			21,296,899.39
	2015 12 25	2018 12 24		6.50	17,752,084.41
					<b>39,048,983.80</b>

46

1

--	--	--

2

3

4


47

1

	24,500,000.00	24,500,000.00
	147,000,000.00	
	6,500,000.00	11,000,000.00
	165,000,000.00	13,500,000.00

1 <

> [2012]59 2014 5 6 2021 5 5 2016 12 31

150

2 2009-2011

[2014]479 2011 12 22 2028 12 21

2016 12 31 100  
 3 2012 6 26  
 2012 6 26 2019 6 25 2016 12  
 31 350  
 4 2013 8 13  
 2013 8 13 2020 8 12 2016 12  
 31 100  
 5 2009-2011  
 [2014]479  
 2011 12 29 2028 12 28  
 2016 12 31 200  
 6 2009-2011  
 [2014]479  
 2011 12 22 2028 12 21  
 2016 12 31 150  
 7 50  
 10 2016 12 31  
 14700  
 8 2014 2009-K0410  
 C109 100 “ 56 4000  
 2012 8 14 2019 8 13 2016 12 31 100  
 9 [2012]16 [2013]11  
 2012 6  
 29 2020 8 18 2016 12 31 500  
 10 2014 79  
 150 2016 12 31  
 150

48

1



2



--	--	--

--	--	--

49

		6,567,700.00	6,223,200.00	344,500.00	
		6,567,700.00	6,223,200.00	344,500.00	--

“ ”

[2014]138

	2014ZX09201022		2014 1	2016 12	
2,820.68		2,236.50	584.18		
				2014ZX09201022-001	43.08
-	43.08		541.10		
			725,900.00		381,400.00

50

	31,670,000.00	31,670,000.00	
	31,670,000.00	31,670,000.00	--

2013 12 27 2013 97

2

51



	65,214,709.35	36,350,471.00	14,628,353.25	86,936,827.10	
	65,214,709.35	36,350,471.00	14,628,353.25	86,936,827.10	--

						/
07 08	232,333.33		164,000.00		68,333.33	
2008	300,000.00		100,000.00		200,000.00	
100	3,479,000.00		490,000.00		2,989,000.00	
09	810,000.00		180,000.00		630,000.00	
	4,721,500.00		665,000.00		4,056,500.00	
2010	4,000,000.00		500,000.00		3,500,000.00	
-	171,666.67		20,000.00		151,666.67	
-	352,500.00	250,000.00	602,500.00			
-	480,000.00		480,000.00			
2015	62,500.00		62,500.00			

—						
	12,000.00		2,000.00		10,000.00	
		1,803,300.00	901,650.00		901,650.00	
2016		50,000.00	50,000.00			
		100,000.00	100,000.00			
10		7,000,000.00			7,000,000.00	
		1,000,000.00	333,333.34		666,666.66	
		150,000.00	75,000.00		75,000.00	
		250,000.00	50,168.92		199,831.08	
		200,000.00	5,405.41		194,594.59	
		700,000.00			700,000.00	
		29,341.00	29,341.00			
		1,000,000.00	333,333.33		666,666.67	
	1,500,000.00				1,500,000.00	

-5000	992,386.08		130,598.28		861,787.80	
	52,136.77		52,136.77			
	400,000.00				400,000.00	
-	400,000.00				400,000.00	
	300,000.00		51,282.05		248,717.95	
	2,770,000.00	4,230,000.00			7,000,000.00	
		80,000.00			80,000.00	
2016		100,000.00	100,000.00			
2013 2200	767,322.91		69,767.27		697,555.64	
2.5	252,453.30		43,303.67		209,149.63	
- [2014]129	231,236.37	40,000.00	23,477.15		247,759.22	
		1,000,000.00	1,000,000.00			
2013		8,530.00	8,530.00			
10		7,674,300.00	72,267.53		7,602,032.47	
2013	886,850.77		317,216.88		569,633.89	

		5,600,000.00			5,600,000.00	
	20,000.00				20,000.00	
-	2,376,853.50		1,005,000.00		1,371,853.50	
		285,000.00	285,000.00			
		50,000.00	50,000.00			
		25,000.00			25,000.00	
	616,666.79		199,999.97		416,666.82	
	1,000,000.04		199,999.98		800,000.06	
---GPM	10,094,851.96		626,361.03		9,468,490.93	
	928,366.76		57,306.59		871,060.17	
	937,917.86		57,306.59		880,611.27	
	231,029.94		45,000.00		186,029.94	
	400,000.00				400,000.00	
		1,000,000.00	1,000,000.00			
	2,244,469.56		500,000.00		1,744,469.56	
-	1,701,000.00		189,000.00		1,512,000.00	
	13,017,666.74		1,593,999.96		11,423,666.78	

	432,000.00		48,000.00		384,000.00	
	2,940,000.00		360,000.00		2,580,000.00	
	2,400,000.00		300,000.00		2,100,000.00	
	100,000.00				100,000.00	
2015	600,000.00	1,300,000.00	684,400.53		1,215,599.47	
2013	2,000,000.00		100,000.00		1,900,000.00	
-		300,000.00	210,000.00		90,000.00	
D3		2,125,000.00	104,167.00		2,020,833.00	
	65,214,709.35	36,350,471.00	14,628,353.25		86,936,827.10	--

52

--	--	--	--	--	--	--

53

		+ —					
	288,000,000.00				231,779,330.00	231,779,330.00	519,779,330.00

1  
 1000 106 894  
 7.40 / 8,940,000.00 - 57,216,000.00  
 66,156,000.00 2 147,205,839  
 147,205,839.00 100%  
 147,205,839.00 - 1,869,514,155.30

3  
 [2016] 835 A 73,361,910  
 2015 2015  
 76,063,491 904,549,889.25 57,431,739  
 293,450,094.00 18,631,752  
 31,000,000.00

4 2016 8 25  
 280,000  
 6.8180643 / 2016 11 10  
 150,000 6.8180643 /  
 430,000

54

1

2


55

	1,277,673,348.03	3,048,666,647.55	33,501,767.65	4,292,838,227.93
	87,437.07	31,992,813.13		32,080,250.20

	1,277,760,785.10	3,080,659,460.68	33,501,767.65	4,324,918,478.13
--	------------------	------------------	---------------	------------------

1 - 78,572,222.00 -  
“ ”

2  
29,636,075.00 2,356,738.13

**56**

		66,156,000.00	8,134,272.81	58,021,727.19
		66,156,000.00	8,134,272.81	58,021,727.19

1  
7.40 / 894 66,156,000.00

2  
430,000 1.56%  
12.73%

**57**


**58**

--	--	--	--	--

**59**

	73,803,375.97	5,640,805.95		79,444,181.92
	4,792,608.47			4,792,608.47
	78,595,984.44	5,640,805.95		84,236,790.39

50%

10%

**60**

	350,586,344.23	320,294,252.76
	350,586,344.23	320,294,252.76
	203,063,920.51	64,646,180.07
	5,640,805.95	5,554,088.60
	172,799,986.69	28,800,000.00
	375,209,472.10	350,586,344.23

1)

2)

3)

4)

5)

**61**

	3,271,797,670.59	1,799,396,848.58	2,247,477,784.09	1,213,480,259.08
	11,202,305.27	25,706,994.59	14,615,304.89	15,757,056.65
	3,282,999,975.86	1,825,103,843.17	2,262,093,088.98	1,229,237,315.73



62

	12,712,006.42	9,233,894.81
	11,671,037.85	8,370,092.23
	5,416,394.37	
	2,957,731.87	
	4,581.20	
	766,560.90	
	900,864.15	
	1,145.79	189,984.77
	2,450.00	164,323.49
	34,432,772.55	17,958,295.30

63

	95,845,523.12	98,103,212.80
	40,534,183.37	37,426,482.38
	42,176,379.63	46,949,985.02
	42,110,304.35	34,377,133.26
	635,157,795.11	462,431,009.65
	6,988,101.31	2,435,876.32
	862,812,286.89	681,723,699.43

64

	61,797,192.03	54,468,243.04

	47,400,868.40	37,349,619.61
	3,696,113.24	10,129,666.96
	81,252,591.90	55,013,233.05
	18,870,846.27	12,536,864.23
	12,846,408.01	12,372,573.41
	17,735,225.05	17,338,380.77
	3,511,508.14	8,768,337.39
	29,636,075.00	
	12,338,305.96	14,595,081.95
	289,085,134.00	222,572,000.41

## 65

	31,636,256.08	31,417,876.67
	2,610,892.76	6,792,743.02
	-0.02	
	-346,427.57	675,054.12
	1,889,571.68	2,729,751.64
		5,239,923.33
	30,568,507.41	33,269,862.74

## 66

	33,432,887.15	25,818,784.16
	1,693,992.88	8,208,055.33
		483,442.25
	35,126,880.03	34,510,281.74

67

	260,477.76	
	260,477.76	
	260,477.76	

68

	-21,061.45	
	44,467.36	
	1,148,233.44	
	1,171,639.35	

69

	137,339.72	949,627.04	

07 08						164,000.00	164,000.00	
2008						100,000.00	100,000.00	

-						20,000.00	20,000.00	
							275,000.00	
2010								
-						500,000.00	500,000.00	
2013								
							1,000,000.00	
2015								
—						62,500.00	87,500.00	
						2,000.00	8,000.00	
							1,000,000.00	
							600,000.00	

“							1,000,000.00	
”							100,000.00	
“							300,000.00	
”							901,650.00	
2016							50,000.00	
							100,000.00	
							333,333.34	
							75,000.00	

						50,168.92		
						5,405.41		
						29,341.00		
						333,333.33		
						6,200.00		
							401,700.00	
15							50,000.00	
							15,000.00	

							3,200.00	
							2,210.00	
							1,825.00	
-5000						130,598.28	113,133.89	
						52,136.77	52,136.75	
						51,282.05		
2016						100,000.00		



							650,123.00	
2015						160,000.00		
						250,000.00		
						210,000.00		
							2,500.00	
							20,500.00	

							150,000.00	
							227,546.70	
“							330,000.00	”
2013 2200						69,767.27	982,677.09	
2.5						43,303.67		
-							10,000.00	
						23,477.15	128,763.63	



2							2,000,000.00	
							160,000.00	
-						1,005,000.00	23,146.50	
							200,000.00	
							300,000.00	
							19,280.00	
							300,000.00	
						570,000.00		

						50,000.00		
						800,000.00		
						199,999.97	199,999.98	
						199,999.98	199,999.98	
						626,361.03	626,361.03	
GMP								
							400,000.00	
						45,000.00	768,970.06	
						57,306.59	57,306.59	

						57,306.59	57,306.59	
						1,000,000.00		
						600,000.00		
						36,450.00		
						500,000.00		
						102,923.50		
						3,000,000.00		
						20,000.00		

						18,000.00		
						100,000.00		
						75,360.00		
						700,000.00		
						30,000.00		
							800,000.00	
							300,000.00	
							300,000.00	

							300,000.00	
							51,594.40	
							7,000.00	
						500,000.00	1,230,000.00	
							574,999.96	
						300,000.00	300,000.00	
						48,000.00		
						1,593,999.96	1,641,999.96	



						360,000.00	360,000.00	
						189,000.00	189,000.00	
						500,000.00		
						430,800.00		
							100,000.00	
							1,744,000.00	
2015						684,400.53		
2013						100,000.00		

---

-								
---	--	--	--	--	--	--	--	--

2013



73

1

	25,042,992.30	18,899,432.40
	2,610,892.76	6,792,743.02
	6,272,600.00	34,677,173.30
		433,852.56
	33,926,485.06	60,803,201.28

2

	1,889,571.68	2,729,751.64
	1,930,667.76	1,723,359.62
	865,059,574.93	641,018,294.38
	96,674,977.80	34,813,056.31
	965,554,792.17	680,284,461.95

3

	53,919,696.22	
	53,919,696.22	

4

--	--	--

5

	168,913,423.80	96,941,751.91
		411,500,000.00
	168,913,423.80	508,441,751.91

6

	111,632,837.03	195,687,797.17
		34,045,000.00
	31,000,000.00	
	6,500,000.00	
	149,132,837.03	229,732,797.17

74

1

1	--	--
	193,131,053.24	55,165,919.20
	35,126,880.03	34,510,281.74
	88,225,106.18	72,569,721.76
	26,190,116.02	9,829,637.12
	13,383,219.64	5,413,202.24
“ ”	396,204.58	678,640.06
“ ”	31,289,828.51	31,417,876.67
“ ”	-1,171,639.35	

“ ”	-9,334,090.39	-2,753,270.51
“ ”	-576,786.09	
“ ”	7,300,516.70	-99,493,649.64
“ ”	-580,551,423.77	-300,647,847.20
“ ”	161,456,707.06	359,749,590.36
	-9,585,756.19	-14,595,640.33
	-44,720,063.83	151,844,461.47
2	--	--
3	--	--
	495,657,819.06	167,458,617.52
	167,458,617.52	195,448,863.02
	328,199,201.54	-27,990,245.50

2

	--
	53,919,696.22
	--
	83,718.47
	53,835,977.75
	--
	-53,919,696.22

3

	--
	--

**4**

	495,657,819.06	167,458,617.52
	48,998.30	43,411.13
	495,608,820.76	167,415,206.39
	495,657,819.06	167,458,617.52

**75**

“ ”

**76**

	91,206,880.59	
	189,858,312.17	
	99,314,579.50	
	166,668,076.96	
	547,047,849.22	--

1

2

2009            00002943            2009            00002945

2016            00005511    X            308116

3

4

2009    015201-1            2009    1015502-2            2011

551103            2011    551102            2014    2510000112

                    2012    01003            2012    01005

140424    2013    002012

5

2012            00115

77

1

	0.04	6.9370	0.28

2

78

79

1

1

	2016 08 10	2,645,899,99 4.30	100.00%		2016 08 10		257,164,529. 08	102,053,147. 63

2,016,719,994.30

100.00%

629,180,000.00  
2,645,899,994.30

8 10

2

--	--



--	629,180,000.00
--	2,016,719,994.30
	2,645,899,994.30
	343,359,533.91
/	2,302,540,460.39

2015

743

D3

D3

3

	381,271,271.57	340,471,271.57
	38,077,018.41	38,077,018.41
	40,851,706.12	51,706.12
	283,036,733.02	283,036,733.02
	98,234,538.22	57,434,538.55
	19,305,814.02	19,305,814.02
	37,911,737.66	37,911,737.66
	35,786,737.66	35,786,737.66
	2,125,000.00	2,125,000.00
	343,359,533.91	302,559,533.91

4

5

6

4

5

	50,155,502.72	155,502.72

2016 10 24

5000

91533102MA6K80PY77

17

1

2016 10 24 2066 10 23

100.00%

2016 12 13

5000

91140421MA0H1G802T

2016 12 13 2026 4 30

100.00%

6

1

1

				100.00%		
				100.00%		
				100.00%		

				100.00%		
				100.00%		
				60.00%		
				51.00%		
				51.00%		
				100.00%		
				100.00%		
				100.00%		
				51.00%		
				100.00%		
				100.00%		
				100.00%		
				100.00%		
				100.00%		
				100.00%		
				100.00%		
				95.35%		
				100.00%		
				100.00%		

				100.00%		
				100.00%		
				100.00%		

	204,391.28	1,030,697.59
	-5,814,942.29	-14,877,421.02
	386,041.75	16,229,823.17
	-329,847.70	-726,168.24
	-4,378,510.31	23,904,471.02

3

	856.45	12,172,7 41.73	12,173,5 98.18	13,655,5 74.18		13,655,5 74.18	633.41	12,512,7 52.02	12,513,3 85.43	13,322,2 02.85		13,322,2 02.85
	665,223. 05	31,314,3 85.16	31,979,6 08.21	13,191,3 00.00		13,191,3 00.00	1,072,03 4.09	34,762,1 66.35	35,834,2 00.44	8,110,15 6.90		8,110,15 6.90

	47,837,576.4 5	4,395,511.50	4,395,511.50	16,816,681.2 5	25,478,318.3 1	-910,825.20	-910,825.20	6,599,716.59	
	168,926,810. 59	-14,537,355.7 3	-14,537,355.7 3	346,547.70	234,062,311. 33	-21,538,661.8 8	-21,538,661.8 8	1,040,027.43	
	254,448,295. 40	787,840.30	787,840.30	-3,404,878.32	194,379,411. 90	-52,264.41	-52,264.41	-1,555,398.88	
	50,000.00	-673,158.58	-673,158.58	74.22	50,000.00	-858,192.49	-858,192.49	-925.05	
		-8,935,735.33	-8,935,735.33	70,616.82		-767,997.70	-767,997.70	-238,263.72	

4

5

				35.00%		

20%

20%

**2**

	/	/

**3**

	/	/
	1,895,925.81	
	32,984.00	
	1,928,909.81	
	239,085.37	
	239,085.37	
	-60,175.56	

**4**

	/	/
	--	--
	--	--
	--	--
	--	--

5

6

--	--	--	--

7

8

4

				/

5

6

( )

( )

( )



**1**

	--			



4



5

1

/

		18,260,421.98	20,000,000.00		8,082,000.40
		8,128,748.83	10,000,000.00		4,285,237.13
					550,000.00
		298,165.43	1,000,000.00		267,535.63
		178,934.74	2,000,000.00		599,345.20
		3,500,000.00	5,000,000.00		2,000,000.00
		999,551.21	1,000,000.00		

/

--	--	--	--

		1,337,877.65	2,134,000.00
		9,190.00	18,223.30
		6,635.18	
		6,460.00	
		2,090.00	

**2** / /

/

/	/	/	/	/	/	/
---	---	---	---	---	---	---

/

/

/	/	/	/	/	/	/
---	---	---	---	---	---	---

/

**3**

--	--	--	--

--	--	--	--

**4**

--	--	--	--

	2,000,000.00	2016 07 20	2017 07 19	
	20,000,000.00	2016 11 30	2017 11 30	

	50,000,000.00	2016 06 07	2017 06 07	
	135,000,000.00	2016 08 05	2017 07 19	
	30,000,000.00	2016 06 30	2017 06 29	

5


6

--	--	--	--

7

	5,502,172.00	4,606,100.00

8

6

1

		901,583.73	89,314.31	389,706.08	19,485.30
		57,053.30	2,852.67	47,863.30	2,393.17
		4,575.18	285.76	1,140.00	57.00
		3,770.00	272.50	1,680.00	84.00
		6,460.00	323.00		
		428,362.64		429,033.03	
		2,808,065.96		530,593.97	
		1,100,000.00		2,000,000.00	
		9,184.73			

2

		463,071.68	917,890.20
		135,991.36	235,991.36
		2,860,900.14	453,568.38
		499,551.21	16,359,076.36
		122,984.74	
		1,365.00	801,365.00
		2,047,099.52	428,340,697.10
		123,914.30	111,879.64
		109,414.00	126,966.00
			4,850,000.00

7

2013 12 27

2013

97

1797  
2014 10

1320

50  
2014

462

8

1

	8,940,000.00
	0.00
	430,000.00
	2016 3 23 894 7.40 / 30.00%
	30.00% 40.00%

2016 3 23

70 1064 1000  
78 70 958  
894 106  
2016 4 25  
2016 8 25  
280,000  
2016 11 10

150,000

2

	15.36 / - 7.40 / =7.96 /
	29,636,075.00
	29,636,075.00

3



4

5

1

2

1

2013 12 27

2013

97

1797  
2014 10

1320

50  
2014

462

2

3

1

--	--	--	--

2

	25,988,966.50
	25,988,966.50

3

4

1

1



2



2

3

1

2

4

5



6

1

3

3

2

	3,312,968,757.08	179,457,477.40	11,396,808.26	-220,823,066.88	3,282,999,975.86
	1,856,015,306.82	163,605,849.69	16,366,216.58	-210,883,529.92	1,825,103,843.17
	9,221,660,111.16	741,831,072.70	89,013,821.63	-3,177,789,340.76	6,874,715,664.73
	2,955,159,595.94	594,285,935.26	94,213,229.05	-2,040,626,841.47	1,603,031,918.78

3

4

7

8

1

1

	575,434, 547.50	100.00%	52,075.0 33.18		523,359,5 14.32	404,197 ,673.37	100.00%	41,695,83 2.83		362,501,84 0.54

	575,434, 547.50	100.00%	52,075,0 33.18		523,359,5 14.32	404,197 ,673.37	100.00%	41,695,83 2.83		362,501,84 0.54
--	--------------------	---------	-------------------	--	--------------------	--------------------	---------	-------------------	--	--------------------

1									
1			449,548,294.16			22,487,174.61			5.00%
1	2		6,332,744.91			633,274.49			10.00%
2	3		1,961,309.98			588,392.99			30.00%
3	4		2,681,093.24			1,340,546.62			50.00%
4	5		3,523,977.45			2,819,181.96			80.00%
5			24,206,462.51			24,206,462.51			100.00%
			488,253,882.25			52,075,033.18			

2

10,379,200.35

--	--	--	--	--

3

--	--	--	--	--

--	--	--	--	--	--

4

					( )
		38,537,656.57	1,926,882.83	1	6.69
		24,454,896.62	1,222,744.83	1	4.25
		23,396,010.59	1,169,800.53	1	4.07
		22,137,123.60	1,106,856.18	1	3.85
		20,075,155.12	1,003,757.76	1	3.49
		<b>128,600,842.50</b>	<b>6,430,042.13</b>		<b>22.35</b>

5

6

2

1

	1,147,50 5,707.05	99.93%	5,857,12 1.33	24.66%	1,141,648 ,585.72	815,270 ,241.74	99.91%	5,208,855 .90	21.67%	810,061,38 5.84
	763,440. 90	0.07%	763,440. 90	100.00%		763,440 .90	0.09%	763,440.9 0	100.00%	
	1,148,26 9,147.95	100.00%	6,620,56 2.23		1,141,648 ,585.72	816,033 ,682.64	100.00%	5,972,296 .80		810,061,38 5.84

1			
1	15,165,943.25	758,297.16	5.00%
1 2	2,916,577.65	291,657.77	10.00%
2 3	740,519.15	222,155.74	30.00%
3 4	226,370.02	113,185.01	50.00%
4 5	1,134,161.57	907,329.26	80.00%
5	3,564,496.39	3,564,496.39	100.00%
	23,748,068.03	5,857,121.33	

			%		
	763,440.90	763,440.90	100.00	4-5	
	<del>763,440.90</del>	<del>763,440.90</del>	<del>100.00</del>		5.0011e9>Tj /

4

	1,148,224,147.95	811,873,682.64
	45,000.00	4,160,000.00
	1,148,269,147.95	816,033,682.64

5

		255,298,005.18	1	22.23%	
		200,141,789.22	2	17.43%	
		180,119,800.83	5	15.69%	
		102,340,485.59	4	8.91%	
		110,291,914.72	3	9.61%	
	--	848,191,995.54	--	73.87%	

6

--	--	--	--	--

7

8

3

	3,577,289,205.92		3,577,289,205.92	763,459,211.62		763,459,211.62
	978,938.55		978,938.55			
	3,578,268,144.47		3,578,268,144.47	763,459,211.62		763,459,211.62

**1**

	480,129,764.64			480,129,764.64		
	6,000,000.00	94,500,000.00		100,500,000.00		
	4,780,152.89			4,780,152.89		
	15,004,200.71			15,004,200.71		
	3,765,093.38			3,765,093.38		
	1,000,000.00			1,000,000.00		
	1,000,000.00	66,560,000.00		67,560,000.00		
	1,000,000.00			1,000,000.00		
	232,000,000.00			232,000,000.00		
	7,780,000.00	2,220,000.00		10,000,000.00		
	10,000,000.00			10,000,000.00		
	1,000,000.00			1,000,000.00		
		4,650,000.00		4,650,000.00		
		2,645,899,994.30		2,645,899,994.30		
	763,459,211.62	2,813,829,994.30		3,577,289,205.92		

**2**






	22,451,674.55	
	3,845,757.21	
	1,127,171.99	
	2,954,353.99	
	51,703.96	
	24,022,341.22	--

1 —

1 —

2

		/	/
	6.26%	0.5558	0.5558
	5.52%	0.4900	0.4900

3

1

2

3

4

2016